

VCDC Mobile

Installation manual



Table of contents

1	General.....	3
2	System requirements	4
2.1	Android mobiles where the app has been tested.....	4
2.2	System limitations	4
3	VCDC Mobile – Install the app from Google Play	5
4	VCDC Mobile – Install the app from Val Controls website	6

1 General

VCDC Mobile is an Android app which can connect to IDC24 equipped with Bluetooth modules.

The app provides Local Control Panel functionality and the ability to download signatures in the field and transfer to a computer with VCDC for further analysis.

2 System requirements

The manual covers VCDC Mobile version 1.6.0.

2.1 Android mobiles where the app has been tested

Ecom Smart-Ex® 01

- With operating system: Android 4.4.4
- With Screen resolution: 4.0 inch

2.2 System limitations

The VCDC Mobile App will not run on Android 6 and 7 operating systems.

3 VCDC Mobile – Install the app from Google Play

Note: You need a google play account on the mobile to install the app from google play.

With google play account, press the google play icon:



Search for - Val Controls




Press Install

4 VDC Mobile – Install the app from Val Controls website

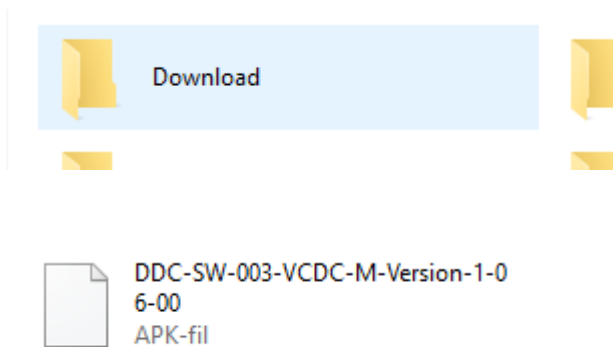
Download the VDC Mobile App from www.valcontrols.com.

Connect the mobile to a PC or Laptop with the USB cable and turn on your mobile.

Select the Internal Storage of the Mobil



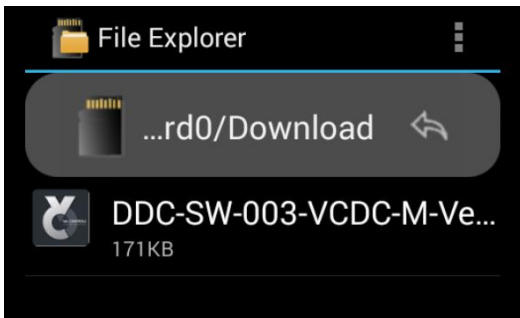
Store the file in the download folder



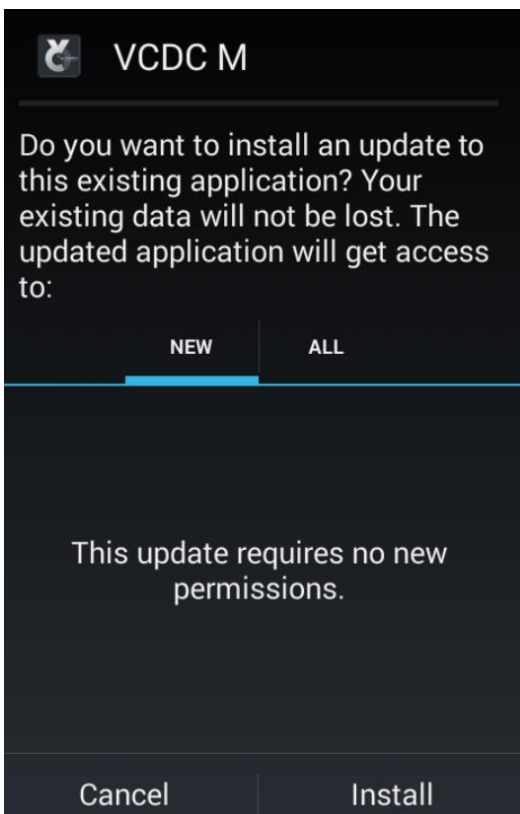
Go to the File Explorer App on the Mobile Phone



Start File Explorer



Select the App.



Press Install to install the app.